

# iFlow

## SHORT THOUGHTS

JOHN VELIS  
FX AND MACRO STRATEGIST FOR THE AMERICAS



May 30, 2023

## After A Debt Ceiling Deal — Now What?

### Waiting On Passage

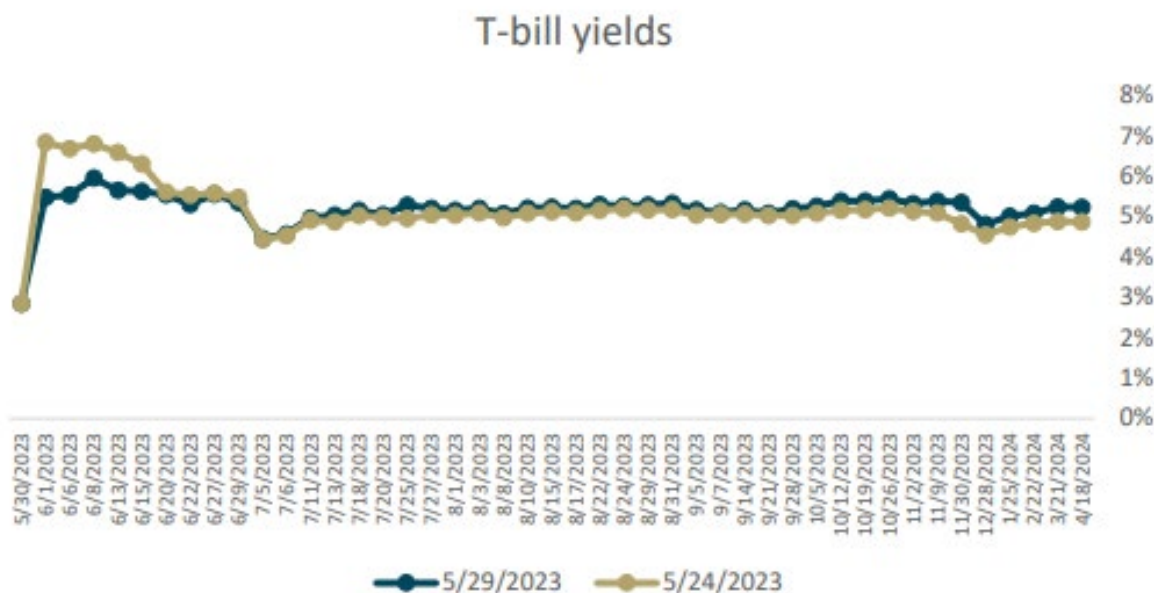
Over this past weekend, House Speaker McCarthy and President Biden struck a deal to suspend the debt ceiling until January 2025. This takes the issue off the table until after the 2024 presidential election. The agreement reportedly includes two years of discretionary spending caps, additional work requirements for food stamps and cuts to IRS funding, among other components. The White House claims that over the course of a decade, government spending would be \$1trn lower than without such a deal. Pending passage by both houses of Congress, an update from Treasury Secretary Yellen pinpointed June 5 as the X-date. So the agreement must be passed and signed into law by next Monday.

*Passage in the House will require votes from both sides of the aisle*

The next step for getting the debt ceiling suspended by June 5 is, of course, passage of the deal by the House of Representatives and the Senate. Initial reports cite objections from both Republicans and Democrats, but there is cautious optimism that a combination of relatively moderate legislators in the House on both sides of the aisle will support it in sufficient numbers for it to pass. In the Senate it may face procedural obstacles but, we think, should pass in time. Nevertheless, we will be watching the vote counting over the next few days, hoping no insurmountable political obstacles impede its eventual passage.

The T-bill curve started to move already on Friday last week, as optimism on a possible deal ratcheted up. Note the difference in the June yields from Wednesday through Friday last week. Should it look as if the deal will move toward passage during the upcoming week, we would expect the curve to continue to normalize – just in time for a deluge of US Treasury issuance (discussed below) once the ceiling is formally suspended, as is our base case.

## Kink Recedes



Source: BNY Mellon, Bloomberg

## UST Deluge Coming

As of Thursday last week, the Treasury General Account (TGA), the US government's operating account out of which it handles daily public transactions, was down to a paltry \$38.8bn thanks to the debt ceiling drama. Back in December 2021, the last debt ceiling near-miss, the TGA fell as low as \$42bn. At that time, after the debt ceiling was finally raised on Dec. 16, the TGA was replenished quickly – growing to over a half trillion dollars in size by the end of January 2022. Once the borrowing shackles were removed from Treasury via the debt-ceiling extension, T-bill issuance went from -\$82bn in November and December 2021 to \$285bn in January and February 2022.

Given that this time around the debt ceiling itself was actually reached back in January, and with the TGA so depleted, once an agreement is finally signed Treasury will doubtless unleash a significant wave of issuance. Estimates range from \$1trn to \$1.5trn during H2 2023. Treasury needs to replenish the General Account – perhaps up to a stable level of

around \$500bn – as well as to top-up funds that were borrowed from as part of extraordinary measures deployed once the debt limit was reached back in January.

Increasing the TGA almost axiomatically means reducing reserves in the banking system. Both items are liabilities on the Fed's balance sheet. Funds come out of reserves and – via T-bill auctions – wind up in the TGA. There is almost a one-for-one and opposite change in reserves for every increase in the TGA. The contours of this relationship are apparent in the chart below. A regression analysis of weekly changes in the TGA on weekly changes in reserves (going back to May 2020) yields an  $R^2$  of 20%, which is quite high for weekly data. Examining the same relationship at a monthly frequency gives us an  $R^2$  of nearly 70% and a coefficient near -1.

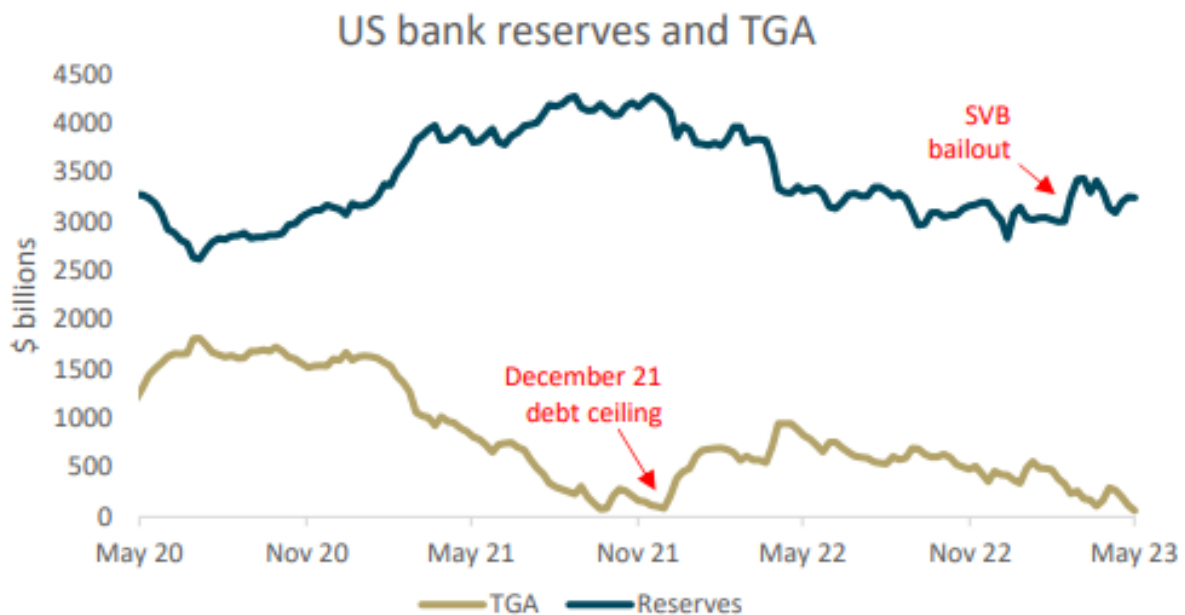
## *Replenishing the TGA will drain reserves*

Thus, the impending crush (or is it rush?) of Treasury supply will reduce overall liquidity in the US financial system by reducing reserves at an almost proportionate clip, especially if the majority of the TGA rebuild comes of bank deposits. It does depend to some degree on who purchases this impending supply. Money market mutual funds (MMFs), which have been avoiding June paper and investing in the Fed's overnight reverse repurchase facilities as we got closer to the debt ceiling deadline, could be players in this transaction.

Since RRP is also a liability of the Fed, current usage of the facility is between \$2trn and \$2.3trn, there is chance then that RRP will start to finally come down, as MMFs move back into T-bills. It's therefore possible that the hit to reserves could be much less than 1-to-1 with TGA, depending on how much cash is converted from RRP (reducing its size) into T-bills.

This rush to issue debt quickly and in such size will lead to an overall liquidity drain in the system, absorbing the large cash piles that have been amassed. The Fed's balance sheet and the functioning of the Treasury market are very likely to be profoundly impacted, too.

## ***TGA, RRP and Reserves***



Source: BNY Mellon Markets, Federal Reserve Board of Governors

## Short Duration Still Lures Foreign Buying

We have written about foreign demand for US Treasuries (see [here](#)). Our iFlow data have shown significant and accelerating cross-border outflows from USTs. This, along with more structural liquidity issues in bond markets, has us wondering who will absorb all the issuance we just wrote about. Looking deeper at the data, which allows us to segregate demand for all US bonds (corporate, government and other) into broad maturity buckets, we can see that one segment has been enjoying steady inflows from overseas. The chart below shows cross-border flows for US bonds across less than 1y, 1-10y, and over 10y in maturity.

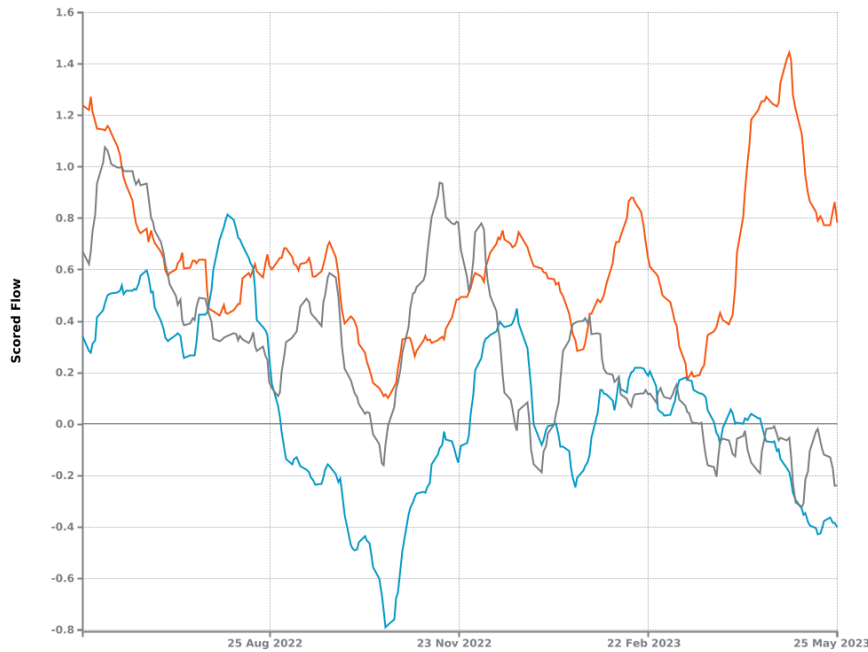
*While shunning longer-dated paper, cross-border investors are hiding in cash-like instruments*

It's clear that foreign interest in short paper (orange line) has been quite strong and positive over the last 12 months, with a noticeable and rapid increase from already strong levels since around March this year. Note also the selling in the longer maturity buckets. This is consistent with what we have been seeing with total (i.e., cross-border plus domestic) flows – heavy buying of short-maturity securities dominating since the beginning of 2022.

With the expected changing dynamics at the front end and in the Fed's balance sheet, these flow dynamics will be interesting to watch. There may be enough demand from real money for the rapid increase in T-bill supply to prevent too many changes in balance-sheet trends.

## Hiding Out In The Short End

### FI Scored Flow



<span style="color: orange;">●</span>	<b>Scored Flow</b> INVESTOR BASE CROSS BORDER
<b>FI</b>	
SUBCLASS	MATURITY
TOTAL	< 1 YEAR
<b>Smoothed</b>	<b>Monthly</b>
<b>United States</b>	
<span style="color: blue;">●</span>	<b>Scored Flow</b> INVESTOR BASE CROSS BORDER
<b>FI</b>	
SUBCLASS	MATURITY
TOTAL	1 TO 10 YEARS
<b>Smoothed</b>	<b>Monthly</b>
<b>United States</b>	
<span style="color: grey;">●</span>	<b>Scored Flow</b> INVESTOR BASE CROSS BORDER
<b>FI</b>	
SUBCLASS	MATURITY
TOTAL	> 10 YEARS
<b>Smoothed</b>	<b>Monthly</b>
<b>United States</b>	
DATE RANGE: 05.27.2022 — 05.25.2023	

Source: BNY Mellon Markets, iFlow

Please direct questions or comments to: [iFlow@BNYMellon.com](mailto:iFlow@BNYMellon.com)



**John Velis**  
FX AND MACRO STRATEGIST FOR THE  
AMERICAS

CONTACT JOHN



## **bnymellon.com**

BNY Mellon is the corporate brand of The Bank of New York Mellon Corporation and may be used as a generic term to reference the corporation as a whole and/or its various subsidiaries generally. This material and any products and services may be issued or provided under various brand names in various countries by duly authorized and regulated subsidiaries, affiliates, and joint ventures of BNY Mellon, which may include any of the following. The Bank of New York Mellon, at 225 Liberty St, NY, NY USA, 10286, a banking corporation organized pursuant to the laws of the State of New York, and operating in England through its branch at One Canada Square, London E14 5AL, UK, registered in England and Wales with numbers FC005522 and BR000818. The Bank of New York Mellon is supervised and regulated by the New York State Department of Financial Services and the US Federal Reserve and authorized by the Prudential Regulation Authority. The Bank of New York Mellon, London Branch is subject to regulation by the Financial Conduct Authority and limited regulation by the Prudential Regulation Authority. Details about the extent of our regulation by the Prudential Regulation Authority are available from us on request. The Bank of New York Mellon SA/NV, a Belgian public limited liability company, with company number 0806.743.159, whose registered office is at 46 Rue Montoyerstraat, B-1000 Brussels, Belgium, authorized and regulated as a significant credit institution by the European Central Bank (ECB), under the prudential supervision of the National Bank of Belgium (NBB) and under the supervision of the Belgian Financial Services and Markets Authority (FSMA) for conduct of business rules, and a subsidiary of The Bank of New York Mellon. The Bank of New York Mellon SA/NV operates in England through its branch at 160 Queen Victoria Street, London EC4V 4LA, UK, registered in England and Wales with numbers FC029379 and BR014361. The Bank of New York Mellon SA/NV (London Branch) is authorized by the ECB and subject to limited regulation by the Financial Conduct Authority and the Prudential Regulation Authority. Details about the extent of our regulation by the Financial Conduct Authority and Prudential Regulation Authority are available from us on request. The Bank of New York Mellon SA/NV operating in Ireland through its branch at 4th Floor Hanover Building, Windmill Lane, Dublin 2, Ireland trading as The Bank of New York Mellon SA/NV, Dublin Branch, is authorised by the ECB and is registered with the Companies Registration Office in Ireland No. 907126 & with VAT No. IE 9578054E. The Bank of New York Mellon, Singapore Branch, subject to regulation by the Monetary Authority of Singapore. The Bank of New York Mellon, Hong Kong Branch, subject to regulation by the Hong Kong Monetary Authority and the Securities & Futures Commission of Hong Kong. If this material is distributed in Japan, it is distributed by The Bank of New York Mellon Securities Company Japan Ltd, as intermediary for The Bank of New York Mellon. If this material is distributed in, or from, the Dubai International Financial Centre ("DIFC"), it is communicated by The Bank of New York Mellon, DIFC Branch, regulated by the DFSA and located at DIFC, The Exchange Building 5 North, Level 6, Room 601, P.O. Box 506723, Dubai, UAE, on behalf of The Bank of New York Mellon, which is a wholly-owned subsidiary of The Bank of New York Mellon Corporation. This material is intended for Professional Clients only and no other person should act upon it. Not all products and services are offered in all countries.

The information contained in this material is intended for use by wholesale/professional clients or the equivalent only and is not intended for use by retail clients. If distributed in the UK, this material is a financial promotion.

This material, which may be considered advertising, is for general information purposes only and is not intended to provide legal, tax, accounting, investment, financial or other professional advice on any matter. This material does not constitute a recommendation by BNY Mellon of any kind. Use of our products and services is subject to various regulations and regulatory oversight. You should discuss this material with appropriate advisors in the context of your circumstances before acting in any manner on this material or agreeing to use any of the referenced products or services and make your own independent assessment (based on such advice) as to whether the referenced products or services are appropriate or suitable for you. This material may not be comprehensive or up to date and there is no undertaking as to the accuracy, timeliness, completeness or fitness for a particular purpose of information given. BNY Mellon will not be responsible for updating any information contained within this material and opinions and information contained herein are subject to change without notice. BNY Mellon assumes no direct or consequential liability for any errors in or reliance upon this material.

This material may not be distributed or used for the purpose of providing any referenced products or services or making any offers or solicitations in any jurisdiction or in any circumstances in which such products, services, offers or solicitations are unlawful or not authorized, or where there would be, by virtue of such distribution, new or additional registration requirements.

The terms of any products or services provided by BNY Mellon to a client, including without limitation any administrative, valuation, trade execution or other services shall be solely determined by the definitive agreement relating to such products or services. Any products or services provided by BNY Mellon shall not be deemed to have been provided as fiduciary or adviser except as expressly provided in such definitive agreement. BNY Mellon may enter into a foreign exchange transaction, derivative transaction or collateral arrangement as a counterparty to a client, and its rights as counterparty or secured party under the applicable transactional agreement or collateral arrangement shall take precedence over any obligation it may have as fiduciary or adviser or as service provider under any other agreement.

Pursuant to Title VII of The Dodd-Frank Wall Street Reform and Consumer Protection Act of 2010 and the applicable rules thereunder, The Bank of New York Mellon is provisionally registered as a swap dealer with the Commodity Futures Trading Commission ("CFTC") and is a swap dealer member of the National Futures Association (NFA ID 0420990).

BNY Mellon (including its broker-dealer affiliates) may have long or short positions in any currency, derivative or instrument discussed herein. BNY Mellon has included data in this material from information generally available to the public from sources believed to be reliable. Any price or other data used for illustrative purposes may not reflect actual current conditions. No representations or warranties are made, and BNY Mellon assumes no liability, as to the suitability of any products and services described herein for any particular purpose or the accuracy or completeness of any information or data contained in this material. Price and other data are subject to change at any time without notice.

Rates: neither BNY Mellon nor any other third party provider shall be liable for any errors in or delays in providing or making available the data (including rates, WM/Reuters Intra-Day Spot Rates and WM/Reuters Intra-Day Forward Rates) contained within this service or for any actions taken in reliance on the same, except to the extent that the same is directly caused by its or its employees' negligence. The WM/Reuters Intra-Day Spot Rates and WM/Reuters Intra-Day Forward Rates are provided by The World Markets Company plc ("WM") in conjunction with Reuters. WM shall not be liable for any errors in or delays in providing or making available the data contained within this service or for any actions taken in reliance on the same, except to the extent that the same is directly caused by its or its employees' negligence.

The products and services described herein may contain or include certain "forecast" statements that may reflect possible future events based on current expectations. Forecast statements are neither historical facts nor assurances of future performance. Forecast statements typically include, and are not limited to, words such as "anticipate", "believe", "estimate", "expect", "future", "intend", "likely", "may", "plan", "project", "should", "will", or other similar terminology and should NOT be relied upon as accurate indications of future performance or events. Because forecast statements relate to the future, they are subject to inherent uncertainties, risks and changes in circumstances that are difficult to predict. iFlow® is a registered trademark of The Bank of New York Mellon Corporation under the laws of the United States of America and other countries.

This document is intended for private circulation. Persons accessing, or reading, this material are required to inform themselves about and to observe any restrictions that apply to the distribution of this information in their jurisdiction.

Currency Administration is provided under and subject to the terms of a definitive agreement between BNY Mellon and the client. BNY Mellon exercises no investment discretion thereunder, but acts solely pursuant to the instructions in such agreement or otherwise provided by the client. Unless provided by definitive agreement, BNY Mellon is not an agent or fiduciary thereunder, and acts solely as principal in connection with related foreign exchange transactions.

All references to dollars are in US dollars unless specified otherwise.

This material may not be reproduced or disseminated in any form without the prior written permission of BNY Mellon. Trademarks, logos and other intellectual property marks belong to their respective owners.

The Bank of New York Mellon, member FDIC.

© 2020 The Bank of New York Mellon Corporation. All rights reserved.